

**Chapter Seven**  
Words ending in Y  
Table of Contents

Teacher: "We're learning to read and spell by figuring out what the \_\_\_\_\_."  
The kids answer: "vowel says."

1. Explanation of Y at the end of a word.....	1
2. Y says ī pull down strip.....	2
Lesson plans for Chapter 7	
3. Ends in Y practice words.....	3
4. Ends in Y worksheet.....	5
5. Ends in Y bendy cards.....	7
6. Ends in Y flashcards.....	13
7. Ends in Y Speed Drill/ Review Speed Drill.....	15
8. Ends in Y comprehension worksheets.....	17
9. Advanced lessons for Y as a vowel.....	23
10. Reading game.....	24

This lesson is really very simple. It goes like this:  
Y says ī at the end of a 1 syllable word.  
Y says ē at the end of a 2 or more syllable word.

Here are two tips to help the decoding run more smoothly:

1. If the word has a double letter in the middle (happy), divide the word between the two double letters. (hap/py)
2. Take your finger and cover up the last two letters. Generally this will show you where the word is divided. (po ny)

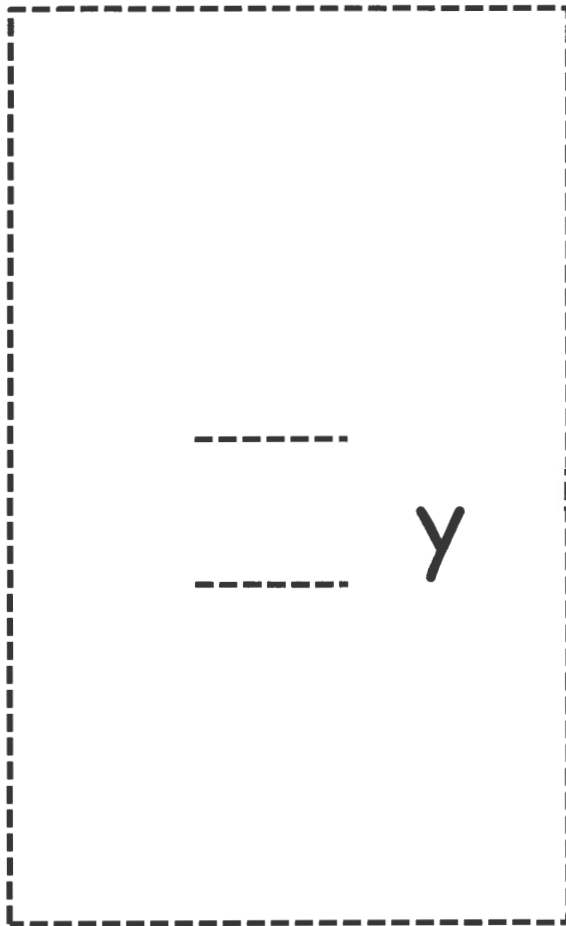
Make a copy of the pull down strip on the next page. Practice the words. Then read these words remembering Y says ī at the end of a one syllable word.

by	fly	sky	try	cry
my	fry	shy	why	dry

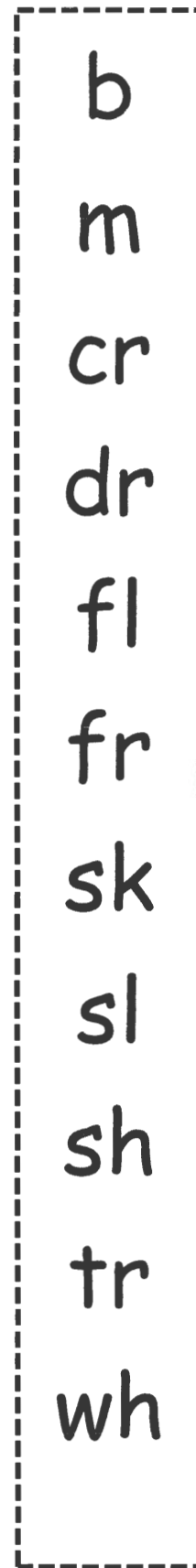
Clip art by [www.edu-clips.com](http://www.edu-clips.com)



Y says ī at the end of a one syllable word:



1. Cut out the pieces on the dotted lines.
2. From the front; put the top of the strip in the top slit and the bottom of the strip in the bottom slit.
3. Pull the strip up and down while you read the words.





## Lesson Plans for Chapter Six Of Connect Phonics

Clip Art from: [www.edu-clips.com](http://www.edu-clips.com)

**The number of each section listed below matches the number in the Table of Contents.**

1. Explanation of Y at the end of a word -  
Y says ī at the end of a one syllable word. (try) Y says ē at the end of a two or more syllable word. (happy, happily)
2. Y says Ī pull down strip Kids love the tactile experience of pulling the strip and reading all the rhyming words.
3. Ends in Y practice words- This includes words with a double letter in the middle so it's easy to see where to divide the word. (bunny) It also includes word where students can use the trick of covering up the last two letters to see where the word divides. Lastly, it includes names ending in Y. Harder words ending in "ly" are shown at the end of this chapter.
4. Ends in Y Worksheet - depending on the student's ability, you can decide if students should do the worksheets independently. (Comprehension worksheets are located at the end of the chapter to practice visualizing the story.)
5. Two syllable Ends in Y bendy cards : **Be sure and cut these cards out from the back.** (This lessens the chance of accidentally cutting off any letters.) Bendy pages are a great tool for reading two syllable words because students easily see where the word is divided, thus making it easier to see the vowels and determine if the vowel is long or short. Place these in an envelope and label them "Ends in Y bendy cards." This provides easy access for review materials at a later date. If they struggle, have the student use a highlighter to highlight the vowels.
6. Self-correcting flashcards- These can be used with a student to practice independently, at home practice, and also as a game with a partner. A game is located at the end of the chapter.

## Chapter 7- Ends in Y

7. Ends in Y Speed Drill - and Review Speed Drill These should be mastered until the first grader can easily read each word with no hesitation in one minute. If it's too many words, make a copy and cut the drill into strips, only reading one strip at a time. Another idea is to place a plain piece of paper under the row so the student is not distracted by the words below the line. If he or she is still having problems, highlight the vowels.
  
8. Comprehension worksheets for grades 1-3. These worksheets help the student visualize the words. Some students can easily decode, but when it comes to putting a movie in their mind of what they're reading, it's like a tv with fuzzy lines in their mind. This is why some students can read the words and don't struggle with reading until the pictures are taken away in third grade. Visualizing or picturing the words is a practiced skill, just like memorizing your math facts. Use your discretion.
  
9. Advanced lesson for words ending in Y-This includes some concepts we haven't covered yet like two vowels together say the long sound like in the word "weekly" and C says the /s/ sound like in the word "recently". . These words all end in LY and are good practice for natural readers. Do not use these words with first graders if you believe it would only frustrate them.
  
10. Read That Word is paired with the flashcards. The directions are on the game board. The reading game should be easy for first graders.

## Chapter 7- Y at the end of a word

Practice reading these words with a double letter in the middle, reminding the students: if the consonant is last, it's short. Hopefully they'll notice, because there's a double letter, the consonant is always going to be last; so the vowel is always short. It might help to review the short vowel sounds and signals.

hap py	fun ny	chil ly
pen ny	pup py	skin ny
sun ny	Mom my	gras sy
jel ly	bun ny	Dad dy

Practice reading these words, using your finger to cover up the last two letters. Most of the time this will tell you where the word divides. Remind your students if the vowel is last, it's long. If the consonant is last, it's short.

la 

lady

candy	windy	baby
pony	lazy	twenty
study	copy	crazy
sticky	tiny	empty
gravy	handy	sixty
ugly	pretty	dusty

Practice reading these names ending in y.

Remind the student of the two tricks:

1. The word divides between the double letter.
2. Hold your finger over the last two letters and it shows you where the word divides.

Jimmy	Kelly	Brady	Cathy
Bobby	Patty	Toby	Emily
Kenny	Jenny	Henry	Katy
Peggy	Tommy	Cody	Becky
Molly	Danny	Andy	Jody
Abby	Billy	Ruby	Amy








### 1. Ends in Y

Y says ī at the end of a one syllable word.  
Y says ē at the end of a two or more syllable word.

Name \_\_\_\_\_

Write the number of the word in the box next to its picture.



1. bunny
2. fifty
3. jelly
4. cry
5. muddy
6. dry
7. puppy
8. fly
9. twenty
10. sky
11. candy
12. pony



hap	cra
six	po
pen	gra
cop	ba
can	la
sun	ti

Directions: Cut the cards on the dotted lines. Read the first syllable. Turn it over. Read the second syllable. Fold the end over so the syllables meet forming a two syllable word. Read the words. If your student has problems, read the clues on the back of the bendy card.

Chapter 7 - Y at the end of a word

zy	If the consonant is last, it's short.	py	If the consonant is last, it's short.
ny	If the vowel is last, it's long.	ty	If the vowel is last, it's long.
vy	Y says ē at the end of a two or more syllable word.	ny	Y says ē at the end of a two or more syllable word.
by		y	
dy		dy	
ny		ny	

Directions: Cut the cards on the dotted lines. Read the first syllable. Turn it over. Read the second syllable. Fold the end over so the syllables meet forming a two syllable word. Read the words. If your student has problems, read the clues on the back of the bendy card.

jel	na
fif	emp
win	stic
Dad	pup
fun	bod
stud	la

Directions: Cut the cards on the dotted lines. Read the first syllable. Turn it over. Read the second syllable. Fold the end over so the syllables meet forming a two syllable word. Read the words. If your student has problems, read the clues on the back of the bendy card.

Chapter 7 - Y at the end of a word

vy	If the consonant is last, it's short.	ly	If the consonant is last, it's short.
ty	If the vowel is last, it's long.	ty	If the vowel is last, it's long.
ky	Y says ē at the end of a two or more syllable word.	dy	Y says ē at the end of a two or more syllable word.
py		dy	
y		ny	
zy		y	

Directions: Cut the cards on the dotted lines. Read the first syllable. Turn it over. Read the second syllable. Fold the end over so the syllables meet forming a two syllable word. Read the words. If your student has problems, read the clues on the back of the bendy card.

Mom	twen
bun	quic
chil	chun
yum	gras
han	skin
dus	sli

Directions: Cut the cards on the dotted lines. Read the first syllable. Turn it over. Read the second syllable. Fold the end over so the syllables meet forming a two syllable word. Read the words. If your student has problems, read the clues on the back of the bendy card.

Chapter 7 - Y at the end of a word

ty	If the consonant is last, it's short.	my	If the consonant is last, it's short.
ly	If the vowel is last, it's long.	ny	If the vowel is last, it's long.
ky	Y says ē at the end of a two or more syllable word.	ly	Y says ē at the end of a two or more syllable word.
sy		my	
ny		dy	
my		ty	

Directions: Cut the cards on the dotted lines. Read the first syllable. Turn it over. Read the second syllable. Fold the end over so the syllables meet forming a two syllable word. Read the words. If your student has problems, read the clues on the back of the bendy card.






## Chapter 7- Y at the end of a word

- Directions:** 1. Cut the cards out. Read the word. Turn it over to see if you're correct.  
2. Second, look at the picture and spell the word. Turn the card over to see if you spelled it right.  
3. Do one page at a time. When done with all five, mix them up and practice reading and spelling.  
4. Remember y says ī at the end of a one syllable word and ē at the end of two syllable word.

bunny	fifty	jelly
muddy	puppy	cry
dry	fly	sky
twenty	candy	pony

Chapter 7- Y at the end of a word



## Ends In Y Speed Drill

Y says i at the end of a 1 syllable word.

Y says e at the end of a 2 or more syllable word.

Practice these words with your child until he/she can easily read them. If he is having trouble have him use his **finger to cover up the last two letters**. Most of the time this will tell you where the word divides. Remind him if the vowel is last, it's long. If the consonant is last, it's short  
Keep practicing until your student can read the entire page in one minute.

<u>h</u> appy	sky	penny	dry	candy
<u>c</u> razy	sunny	study	pony	bunny
<u>t</u> wenty	shy	navy	body	baby
why	windy	clumsy	grassy	chilly
<u>j</u> elly	fry	fly	lady	hurry
<u>t</u> iny	quickly	empty	puppy	yummy
<u>f</u> unny	try	chunky	skinny	handy
<u>l</u> azy	Daddy	sticky	Mommy	dusty
<u>f</u> ifty	gravy	cry	copy	sixty

**Review Speed Drill** - practicing what we've learned so far.

Practice reading these words until the student can read them automatically. The first row explains the patterns. The last pattern is "Every vowel can be bumped." No one knows why, but sometimes for no reason at all, a vowel will say the short u sound.

We say the vowel is bumped. Examples of bumped vowels are in these words: **does, what, son, was, alone, bacon, and come.**

The word **above** has two bumped vowels.

<b>hat</b> closed syllable, vowel is short	<b>she</b> open syllable- vowel is long	<b>home</b> magic e syllable- first vowel is long- e is silent	<b>tiny</b> Y says ē at the end of 2 or more syllable word.	<b>awhile</b> Every vowel can be bumped or say ū sound.
<b>flame</b>	<b>upset</b>	<b>female</b>	<b>student</b>	<b>funny</b>
<b>begin</b>	<b>lady</b>	<b>banana</b>	<b>candy</b>	<b>suddenly</b>
<b>human</b>	<b>confuse</b>	<b>penny</b>	<b>from</b>	<b>secret</b>
<b>napkin</b>	<b>empty</b>	<b>bride</b>	<b>absent</b>	<b>escape</b>
<b>month</b>	<b>erase</b>	<b>homemade</b>	<b>demand</b>	<b>contest</b>
<b>hotel</b>	<b>puppy</b>	<b>inside</b>	<b>alone</b>	<b>baby</b>
<b>sometimes</b>	<b>pancake</b>	<b>awake</b>	<b>basement</b>	<b>trick</b>

Visualizing the Ends in Y Words Worksheet 1 (1<sup>st</sup> grade)

Picture the words in your mind. Then circle the word that makes sense. Write the word on the line.

- \_\_\_\_\_ 1. Dave's (**fly, baby, very**) sister is so cute.
- \_\_\_\_\_ 2. The (**shy, tiny, any**) puppy ran away from the cat.
- \_\_\_\_\_ 3. Linda put some (**why, lady, candy**) on our desks.
- \_\_\_\_\_ 4. I can (**cry, any, fly**) in a jet.
- \_\_\_\_\_ 5. (**Why, Cry, Any**) is Brett's locker open?
- \_\_\_\_\_ 6. An ant is a (**very, candy, copy**) busy bug.
- \_\_\_\_\_ 7. My little brother likes to (**lady, copy, very**) me a lot.
- \_\_\_\_\_ 8. Do you have (**any, fly, try**) pets?
- \_\_\_\_\_ 9. My baby sister began to (**why, baby, cry**) when she was hungry.
- \_\_\_\_\_ 10. Amy is too (**copy, shy, fly**) to talk in class.
- \_\_\_\_\_ 11. Grab the rope and (**tiny, candy, try**) to pull me.
- \_\_\_\_\_ 12. The (**try, lady, very**) with black hair is very tall.

Visualizing the Ends in Y Words Worksheet 2 (1<sup>st</sup> grade)

Picture the words in your mind. Then circle the word that makes sense. Write the word on the line.

- \_\_\_\_\_ 1. The (**lazy, very, windy**) cat likes to take a nap all day.
- \_\_\_\_\_ 2. His joke was so (**funny, sunny, bunny**), we all had to smile.
- \_\_\_\_\_ 3. It is sunny, but it is not (**very, pony, bunny**) hot.
- \_\_\_\_\_ 4. Kathy rode on a fast black (**fifty, pony, happy**).
- \_\_\_\_\_ 5. There are (**fry, happy, many**) kids would like a puppy.
- \_\_\_\_\_ 6. I can hop like a (**sunny, lazy, bunny**).
- \_\_\_\_\_ 7. Megan was (**fifty, happy, pony**) when she finished her test.
- \_\_\_\_\_ 8. The man said he was (**funny, fifty, by**) years old today.
- \_\_\_\_\_ 9. I like to fly my kite on a (**lady, pony, windy**) day.
- \_\_\_\_\_ 10. For dinner my mom will (**sunny, happy, fry**) chicken.
- \_\_\_\_\_ 11. I rode a bike all (**fry, funny, by**) myself.
- \_\_\_\_\_ 12. (**Sunny, Tiny, Bunny**) days always make Jessica happy.

Visualizing the Ends in Y Words Worksheet 3 (2<sup>nd</sup> grade)

Picture the words in your mind. Then circle the word that makes sense. Write the word on the line.

- \_\_\_\_\_ 1. I can (**buy, funny, baby**) a pencil with a dime.
- \_\_\_\_\_ 2. The (**fly, puppy, sunny**) chewed the slipper.
- \_\_\_\_\_ 3. Once he finished his test, he was very (**happy, puppy, buy**).
- \_\_\_\_\_ 4. An eraser comes in (**twenty, handy, cry**) when you make mistakes.
- \_\_\_\_\_ 5. He needs one more nickel to buy a (**sunny, twenty, candy**) bar.
- \_\_\_\_\_ 6. A (**sunny, baby, puppy**) polar bear is a cub.
- \_\_\_\_\_ 7. I will (**pretty, buy, try**) to call you after school.
- \_\_\_\_\_ 8. The fall colors were very vivid on the (**very, try, sunny**) day.
- \_\_\_\_\_ 9. Seventy minus (**baby, twenty, copy**) equals fifty.
- \_\_\_\_\_ 10. I found a (**pretty, body, copy**) blue stone in the creek.

- \_\_\_\_\_ 11. Look at the stars in the (**try, sky, body**) tonight.
- \_\_\_\_\_ 12. A picture of Abraham Lincoln is on the (**funny, penny, cry**).
- \_\_\_\_\_ 13. Do you have (**body, very, any**) brothers?
- \_\_\_\_\_ 14. Mom made a (**very, copy, candy**) good dinner tonight.
- \_\_\_\_\_ 15. My baby sister began to (**handy, pretty, cry**) when she started getting hungry.
- \_\_\_\_\_ 16. His jokes were so (**sunny, sky, funny**) we all had to laugh.
- \_\_\_\_\_ 17. Your heart is an organ in your (**puppy, body, very**).
- \_\_\_\_\_ 18. Mark will edit his paper before he makes his final (**pretty, buy, copy**).
- \_\_\_\_\_ 19. We saw a flock of geese (**fly, only, penny**) over our house.
- \_\_\_\_\_ 20. She did not eat much. She would (**only, twenty, handy**) nibble.



### Visualizing the Ends in Y Words Worksheet 4 (3<sup>rd</sup> grade)

Picture the words in your mind. Then circle the word that makes sense. Write the word on the line.

- \_\_\_\_\_ 1. The baseball players' uniforms were all (**dirty**, **twenty**, **pretty**) from sliding in the mud.
- \_\_\_\_\_ 2. I have too (**many**, **every**, **buy**) new shoes because my old shoes are tight.
- \_\_\_\_\_ 3. The feeble, old (**dirty**, **hungry**, **lady**) needed the help of a walker to get around.
- \_\_\_\_\_ 4. (**Buy**, **Ugly**, **Tiny**) caterpillars can change into beautiful butterflies.
- \_\_\_\_\_ 5. I went to the mall because the shoe store was having a (**twenty**, **pretty**, **dirty**) percent discount.
- \_\_\_\_\_ 6. If you (**cycle**, **copy**, **many**) another student's paper during the test, it is dishonest.
- \_\_\_\_\_ 7. The flowers on Mrs. Parker's desk are very (**only**, **pretty**, **story**).
- \_\_\_\_\_ 8. Our family plays scrabble (**any**, **every**, **copy**) Saturday night.
- \_\_\_\_\_ 9. Leah brushed her (**pony**, **pretty**, **gym** ) till his coat glistened like satin.
- \_\_\_\_\_ 10. The puppy chewed the blanket into (**story**, **empty**, **tiny**) shreds.

\_\_\_\_\_ 11. The mailman was (**busy, many, every**) making all of his Christmas package deliveries.

\_\_\_\_\_ 12. Each child may (**party, only, empty**) have a few pieces of candy.

\_\_\_\_\_ 13. Please change your shoes before (**buy, busy, gym**) class.

\_\_\_\_\_ 14. The water (**cycle, ugly, hungry**) constantly recycles all water on Earth.

\_\_\_\_\_ 15. We'll have a (**any, tiny, party**) for Bobby's birthday on Friday.

\_\_\_\_\_ 16. There is a (**lady, busy, story**) about a grasshopper and ant.

\_\_\_\_\_ 17. I ate so (**gym, many, copy**) plums that my stomach hurt all night long.

\_\_\_\_\_ 18. My baby sister began to cry when she started getting (**pony, hungry, ugly**).

\_\_\_\_\_ 19. Before we go (**copy, gym, any**) further, we need to be sure we have the right directions.

\_\_\_\_\_ 20. I could hear the echo of my own voice inside the (**empty, twenty, ugly**) auditorium.

## Advanced Words With Y As A Vowel

words ending with ly (lē)

Read column one showing the multi-syllable word broken down. Then read the same word in column two. When columns one and two are complete, do the same with columns three and four.

Column 1	Column 2
1. prob ab ly	probably
2. fi nal ly	finally
3. pos si bly	possibly
4. sim ply	simply
5. com plete ly	completely
6. quick ly	quickly
7. ex act ly	exactly
8. con stant ly	constantly
9. sud den ly	suddenly
10. slow ly	slowly
11. near ly	nearly
12. dai ly	daily

Column 3	Column 4
13. week ly	weekly
14. hon est ly	honestly
15. re cent ly	recently
16. e ven tu al ly	eventually
17. dir ect ly	directly
18. gen er al ly	generally
19. cur rent ly	currently
20. im me di ate ly	immediately
21. par ti cu ar ly	particularly
22. de lib er ate ly	deliberately
23. fre quent ly	frequently
24. def in ite ly	definitely

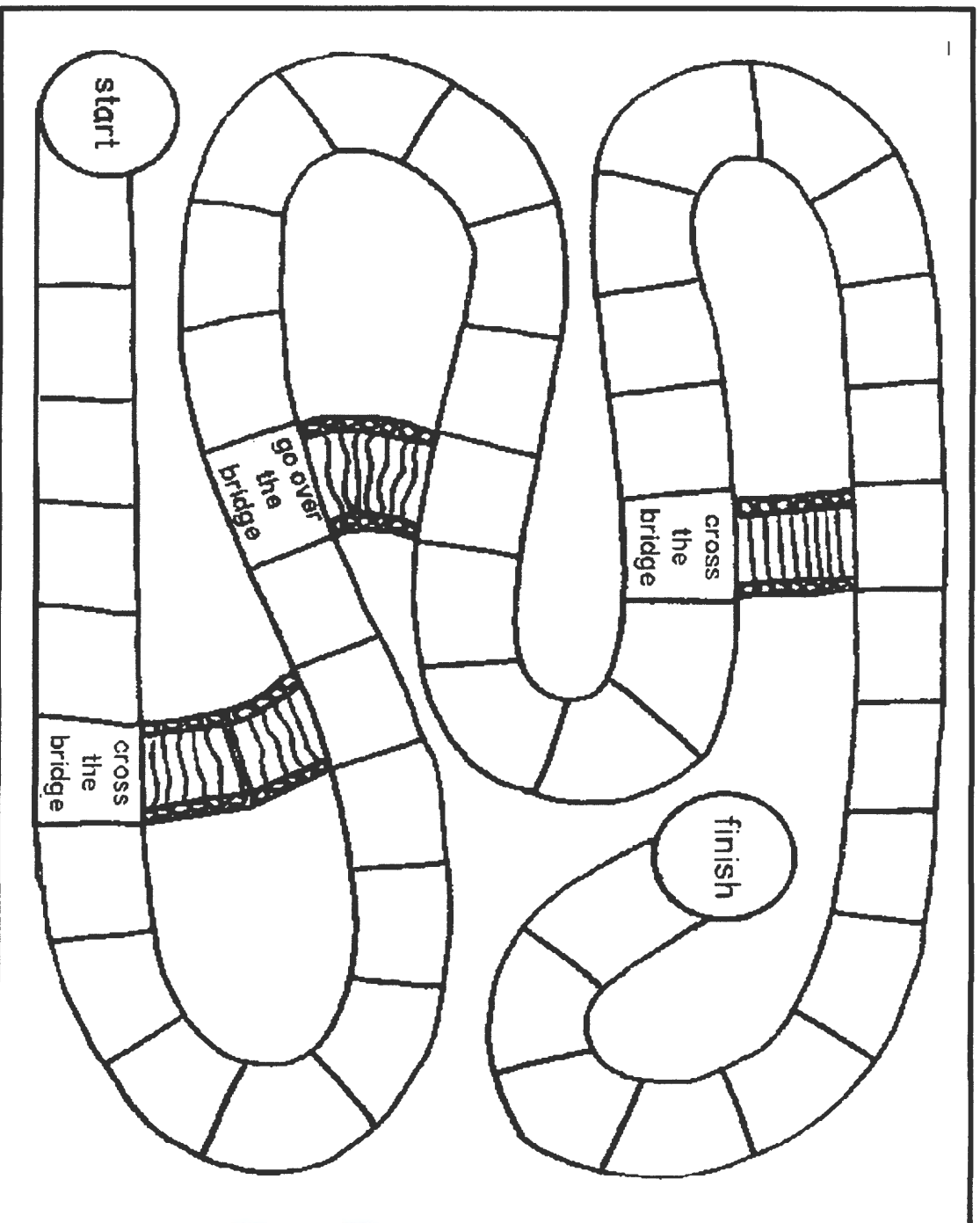
Advanced Words With Y As A Vowel

1. Y between two consonants says ĭ, like in the word gym. (closed syllable)
2. Y at the end of the syllable says ī, like in the word cycle. (open syllable)

Y says ĭ		Y says ī	
gym		cy cle	cycle
hymn		dy na mite	dynamite
sys tem	system	ny lon	nylon
cym bals	cymbals	py thon	python
phys i cal	physical	hy phen	hyphen
syl la ble	syllable	Ty ler	Tyler
syr up	syrup	Bry an	Bryan
ox y gen	oxygen	My a	Mya
typ i cal	typical	Ry der	Ryder
crys tal	crystal	i with magic e	
symp tom	symptom	style	
Brook lyn	Brooklyn	type	
Syd ney	Sydney	rhyme	



# "READ That Word" game



Place the flash cards of the unit you just completed here, WORD side facing up.

### Game Directions

- ❖ Use buttons for markers and decide who's first.
- ❖ Draw a card.
- ❖ Look at the WORD, READ the word.
- ❖ Turn it over to see if you READ it correctly.
- ❖ If correct, toss the coin. Heads moves 2 spaces and tails moves one space.
- ❖ If you are incorrect, stay in your current spot.
- ❖ If you land on "cross the bridge", move ahead to the new spot.
- ❖ First one to finish wins.